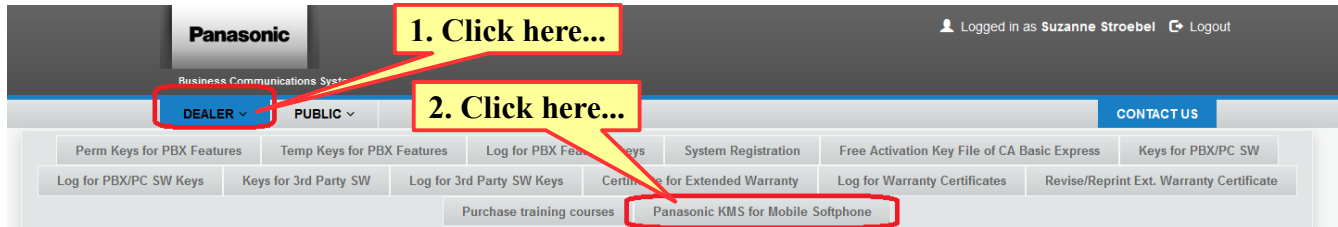


UCMA Softphone

Determine if the Application Key (AK) has been redeemed

Log into the Panasonic Dealer website, then go here...





Panasonic
BUSINESS

Key Management System

Item

Return to menu

Close

Check AK Status

◆ Activation Key No.

Check

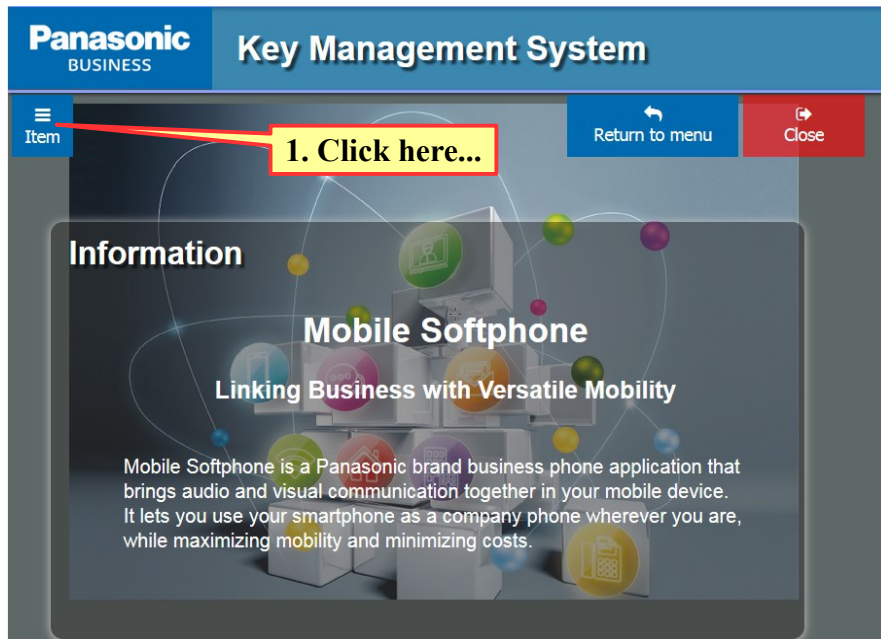
Activation Key No.	Status
C005-3084-1000-0000-0CF4	Used

1. Enter the AK Number...

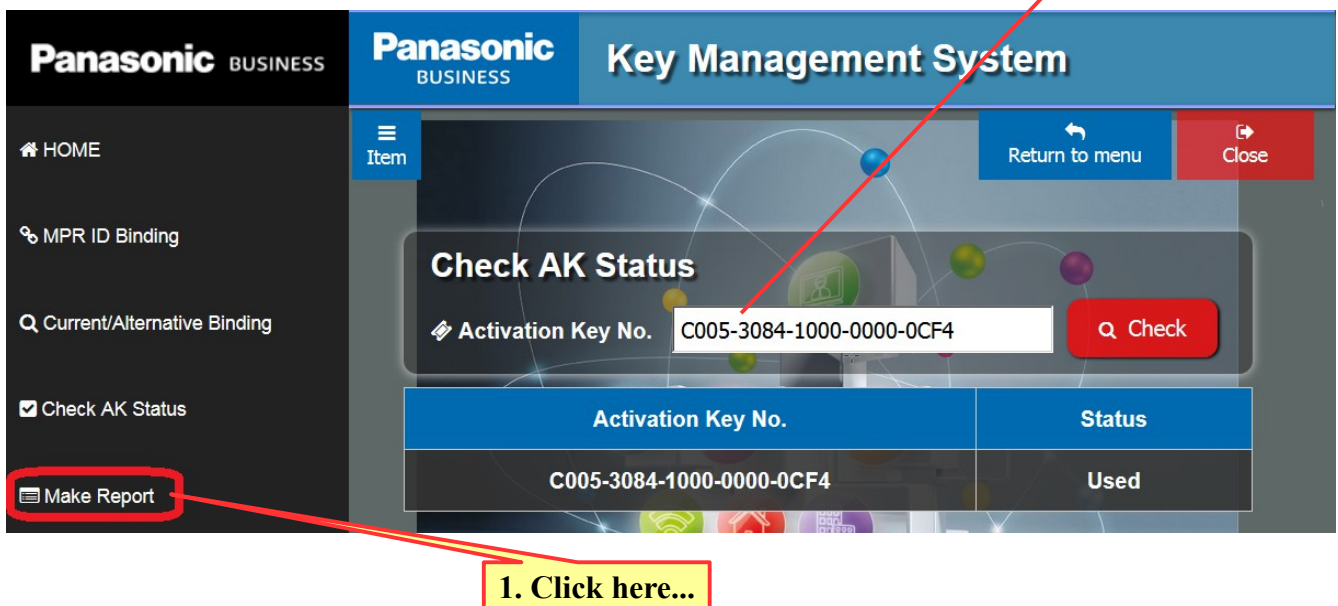
2. Click here...

3. Used = Redeemed

If you want to determine which MPR Number was assigned to the AK, go to Page 4 below...

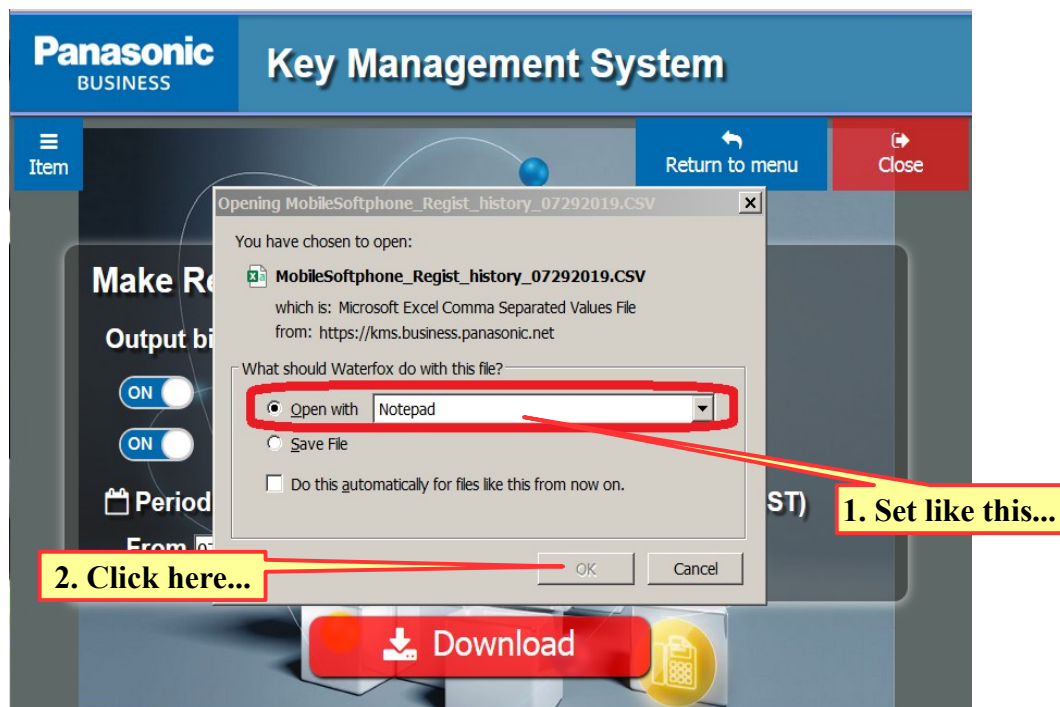


If you came here from Page 3, the Application Key Number will already be present.





A Pop Up will appear asking what to do with the file.
Select as shown...



Here is a portion of the info that you will see when using Notepad.

I have scrolled to the right to reveal the area of concern:

You may see multiple Application Keys.



```
"Dealer Company Name","Model No.,""Activation Key Type","Activation Key No.,""Registration ID","Bind Count","Alternative Count","Sys  
"KX-UCMA005W","5 Mobile Softphone" "C005-3084-1000-0000-0CF4","D8bTG6cR" "1","0","0" "KX-NS1000","6801-0802-F0F9-1C58" "-","", "Unlimi
```

Application Key Type Application Key Number KSU Type and MPR Number